

MIG/MAG Welding torches  
*TBi Expert*



## Technical Data

Rating at 100% duty cycle  
(10 min. cycle)

- Mixed gas: 500 A  
- bei CO<sub>2</sub>: 550 A

Cooling method 2-circuit water cooling


Wire diameter 1.2 - 1.6 mm

Gas flow 16 l/min

Technical specification according to IEC 60974-7

Connection Euro-Central connector  
Other connectors are available upon request.

Torch rating will be reduced when using pulsed-arc power sources.



## Contact tips

	Pos.		Part no.
<b>M8</b>	▶ 10	<b>ECu, M8 x 30</b>	<b>340P__1262*</b>
		CuCrZr, M8x30	340P__3262*
		Alu, ECu, M8x30	341P__1262*
<b>M6</b>	11	ECu, M6x28	340P__1069*
		CuCrZr, M6x28	340P__3069*
		Alu, ECu, M6x28	341P__1069*

## Tip holders

	Pos.		Part no.
	▶ 20	<b>for contact tip M8, CuCrZr</b>	<b>342P008171</b>
		for contact tip M8, Ms	342P008033
		for contact tip M8, Ms 4mm longer version	342P008133
	21	for contact tip M6	342P006033
		for contact tip M6, 4mm longer version	342P006133

▶ = Standard equipment

\* At the blank, please insert suitable information for torch length or wire diameter, e.g. 3 for 3 m or 08 for 0.8 mm.

## Ordering information for torches

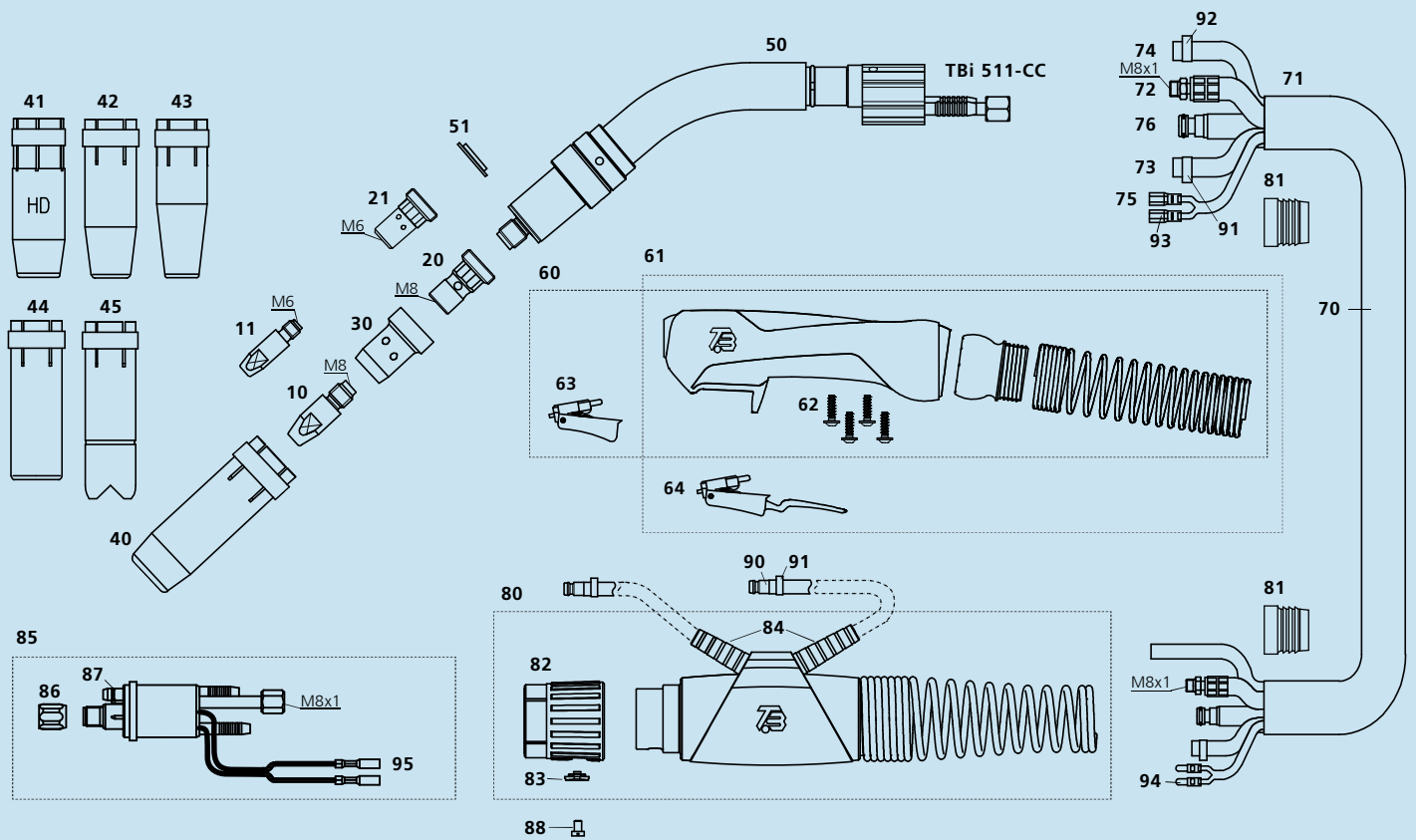
Supplied equipped for steel wire Ø 1.2 mm

<b>TBi 511-CC Expert</b>	with Euro	3 m	175P421030
	central connector	4 m	175P421040
		5 m	175P421050

<b>TBi 511-CC Expert</b>	with Euro	3 m	175P4L1030
	central connector	4 m	175P4L1040
	and long trigger	5 m	175P4L1050

## Spare parts

Pos.	Description	Part no.
50	Torch neck TBi 511-CC	175P101001
51	Insulator	175P102005
60	Handle Expert cpl., water cooled	380P230003
61	Handle Expert cpl., water cooled, long trigger	380P230004
62	Screw for Expert handle	100P541101
63	Trigger, red, 2 poles	385P021016
64	Trigger long, red, 2 poles	385P021018




### Gas diffuser



Pos.	Description	Part no.
30	thermoset, black, very robust	130P002026
	ceramic, white, extremely heat resistant	130P002019

### Gas nozzle



Pos.	Description	Part no.
40	conical, NW 16 mm L= 75.5 mm	345P012030
41	conical, NW 16 mm Heavy Duty L= 75.5 mm	345P012032
42	conical, NW 14 mm L= 75.5 mm	345P013030
43	conical, NW 12 mm only for M6 L= 75.5 mm	345P016030
44	cylindrical, NW 20 mm L= 75.5 mm	345P011030
45	spot welding nozzle NW 20 mm L= 85 mm	345P015030

Pos.	Description	Part no.
70	Cable assembly Expert ,Top 2000', 2-C	174P4040_0*
71	Fabric outer cover 25x1.5 mm, for Expert	307P2528_E*
72	Water-power cable ,Top 2000', blue, 2-C	316P1622_0*
72	Water-power cable ,Top 2000', black, HD (option)	314P1622_0*
73	2C-hose, black, 5x1.5 mm	303P070000
74	PVC-Gas hose, black, 4.5x1.5 mm	302P010000
75	Control cable x.30 m cpl.	301P2304_0*
76	Wire conduit ,Top 2000', yellow	356P0COC_0*
80	Cable support Expert cpl., water cooled	700P001066
81	Clamping ring for outer cover	600P102201
82	Adaptor nut Expert	700P001010
83	Cap for adaptor nut Expert	700P002059
84	Grommet for Expert	700P002058

Pos.	Description	Part no.
85	Central adaptor ESW cpl., moveable pins ,Top 2000'	701P101006
86	Sleeve nut M10x1	701P002005
87	O-Ring 4.0x1.0 mm (gas nipple)	365P100040
88	Screw M4x6	100P008401
90	Quick connector	701P002064
91	Hose clamp Ø 9.5 with ring	373P100095
92	Hose clamp Ø 8.7	371P000087
93	Cable lug, flat	375P000023
94	Insulated connector, male, round	375P000004
95	Insulated connector, female, round	375P000003

Ready for Tomorrow.

© 2013 Tbi Industries GmbH. All rights reserved. Subject to change without notice. Excerpts and reprints not permitted. Nr. DOKP110012, 06/2013.

Tbi Industries GmbH  
Ruhberg 14  
D-35463 Fernwald-Steinbach  
P.O. Box 67  
D-35461 Fernwald-Steinbach

Tel. + 49 6404 9171-0  
Fax. + 49 6404 9171-40  
Internet: [www.tbi-industries.com](http://www.tbi-industries.com)  
E-mail: [info@tbi-industries.com](mailto:info@tbi-industries.com)